



*Wood Products Inc.*



*Fine Custom Wood Products*  
Catalog 2017





**Our Story**

Drees Wood Products began as a custom woodworking business in a small garage in Los Angeles in 1980. After a few years and several requests by other cabinet makers to make components for them, we shifted our focus. In 1984, the company moved to a small industrial unit in Santa Monica with a new singular purpose: to provide doors and drawer fronts to the cabinet and furniture industries. Our catalog at the time featured eight door styles with only a few options. We outgrew our home in Santa Monica and relocated to Paramount in 1990. In our state of the art facility, we now produce over three hundred door styles and components with almost unlimited options. Our products are sold wholesale directly to our partners in the industry and select retail outlets.

**Our Mission**

Our goal has always been to provide the finest products coupled with unparalleled service to our partners in the industry. In concert with this objective, we strive to better

the lives of our dedicated employees. Their hard work and loyalty continues to frame the success of our company. Driven by our shared beliefs and aspirations, we proceed with spirit and innovation.

**Our Planet**

We are fortunate to work with one of our most renewable resources and constantly strive to be honorable stewards of the environment. Our wood is purchased from the best hardwood lumber mills in the country. These companies have skillfully and wisely harvested our deciduous forests in an environmentally conscious way for decades. They were “green” long before the term became ubiquitous. All of our hardwood waste, hundreds of tons annually, is recycled. It is ground into small fragments and returned to the earth as a soil amendment.



The mark of responsible forestry

<i>Cope and Stick Raised Panel</i>	<b>2-17</b>
<i>Cope and Stick Recessed Panel</i>	<b>18-29</b>
<i>Applied Moulding</i>	<b>30-41</b>
<i>Mitered Raised Panel</i>	<b>42-51</b>
<i>Mitered Recessed Panel</i>	<b>52-59</b>
<i>Rigid Thermo Foil</i>	<b>60-87</b>
<i>Edgebanded Doors</i>	<b>88-95</b>
<i>Dovetail Drawer Boxes</i>	<b>96-101</b>
<i>Specialty Doors &amp; Custom Millwork</i>	<b>102-113</b>
<i>Edge Details</i>	<b>114-115</b>
<i>Index</i>	<b>116-117</b>



# Cope & Stick Raised Panel







# Cope & Stick Raised Panel

The cope & stick raised panel styles offer the most versatility of design opportunities. The frame detail and rail geometry can present limitless combinations. The many options for outside edge details create even more alternatives. All styles in this group that are not arched can also be made with a mitered

frame. Always consider hardware placement and height restrictions when ordering the frame and panel drawer front option. Recessed panels can be substituted for solid as a design element and for reducing drawer height constraints. Routed and standard drawer fronts are also available.



Constatina #99 (Alder)  
Frame and Panel Drawer Fronts  
OV-61 Edge



Nottingham #23 (Paint Grade)  
Frame and Panel drawer fronts on top with doors used as drawers below  
OV-8 Edge



Standard Solid



Standard Routed  
(LN-101 shown)



Frame and Panel Recessed



Frame and Panel Raised



Cope & Stick Raised Panel



Liverpool #1 (Maple)  
OV-1 Edge



Liverpool #1 (Teak)  
C202 Drawer Fronts  
OV-43 Edge



Nottingham #23 (Red Birch)  
OV-8 Edge



Nottingham #23 (Paint Grade)  
OV-8 Edge



Heidelberg #5 (Cherry)  
OV-1 Edge



Genoa #11 (Alder)  
OV-2 Edge



Salzburg #17 (Red Oak)  
OV-3 Edge



Mannheim #25 (Maple)  
OV-1 Edge



Palermo #28 (White Oak)  
OV-3 Edge




Danzig #31 (Knotty Pine)  
OV-2 Edge



Cope & Stick Raised Panel



Casablanca #39 (Natural Birch)  
OV-4 Edge



Grenoble #38 (Knotty Alder)  
OV-8 Edge



Mazara #105 (Cherry)  
OV-3 Edge



Kelham #104 (Red Oak)  
OV-1 Edge



Gelderland #168 (White Oak)  
OV-3 Edge



Constantina #99 (Maple)  
OV-61 Edge



Constantina #99 (Alder)  
OV-61 Edge



Cope & Stick Raised Panel



Corleone #71 (Alder)  
OV-13 Edge



Corleone #71 (Paint Grade)  
OV-3 Edge



Innsbruck #75 (Knotty Alder)  
OV-1 Edge



Innsbruck #75 (Cherry)  
OV-13 Edge



Napoli #72 (Cherry)  
OV-1 Edge



Elba #73 (Hickory/Pecan)  
OV-2 Edge




Torino #74 (Beech)  
OV-3 Edge



St. Anton #76 (Cherry)  
OV-13 Edge



Hallstatt #77 (Maple)  
OV-3 Edge



Matzen #78 (White Birch)  
OV-2 Edge



Cope & Stick Raised Panel



Cambridge #100 (Walnut)  
OV-3 Edge



Oxford #156 (Red Oak)  
OV-3 Edge



Stockholm #42 (Maple)  
OV-5 Edge



Hanover #62 (Beech)  
OV-3 Edge



Positano #106 (Knotty Alder)  
OV-3 Edge



Wohlen #163 (Red Oak)  
OV-26 Edge



Lindesberg #420 (Alder)  
OV-3 Edge



Luxembourg #112 (Knotty Alder)  
OV-27 Edge



Leighton #59 (Maple)  
OV-3 Edge



Malaga #79 (Alder)  
OV-3 Edge



Cope & Stick Raised Panel



Malaga #79 (Cherry)  
OV-3 Edge



Kiev #86 (Red Oak)  
OV-13 Edge



St. Gallan #110 (White Birch)  
OV-2 Edge



San Sebastian #90 (Walnut)  
OV-13 Edge



Torbay #87 (Maple)  
OV-3 Edge



Pechora #111 (Alder)  
OV-13 Edge



Malaga #79 (Paint Grade)  
OV-3 Edge



Cope & Stick Raised Panel



Lendelin #187 (Cherry)  
OV-3 Edge



Carentan #115 (Alder)  
OV-3 Edge



Granville #185 (Maple)  
True Fixed Louver  
OV-3 Edge



New Amsterdam #40 (Red Oak)  
OV-3 Edge



Hillerod #179 (Red Oak)  
OV-3 Edge



Ballinteer #65 (Red Oak)  
OV-3 Edge



Lendelin #187 (Quarter Sawn Red Oak)  
OV-3 Edge



# Cope & Stick Recessed Panel



Ashton #3 (Paint Grade)  
OV-3 Edge






Dusseldorf #129 (Paint Grade)  
Frame and Panel drawer fronts  
OV-3 Edge



Standard Solid



Standard Routed  
(LN-101 shown)



Frame and Panel Recessed



Helsingborg #6638 (Alder)  
Frame and Panel drawer fronts on top with doors used as drawers below  
OV-3 Edge

# Cope & Stick Recessed Panel

Cope & stick recessed panel doors use the same frame as the cope & stick raised panel style with 1/4" veneered plywood as the panel insert. A solid wood recessed panel can be substituted in any door, if desired. The same features

and versatility of the cope and stick raised panel doors are evident here. The range from traditional to contemporary in this group allows for considerable design flexibility.



Cope & Stick Recessed Panel



Copenhagen #3638 (Red Birch)  
OV-3 Edge



Glinde #213 (Walnut)  
OV-3 Edge



Rotterdam #37  
with optional Solid Recessed Panel  
(Rift Red Oak)  
OV-5 Edge



Windesheim #199 (Beech)  
OV-3 Edge



Helsingborg #6638 (Walnut)  
OV-3 Edge



Trelleberg #68 (Red Birch)  
OV-3 Edge



Malmo #67 (Cherry)  
OV-3 Edge



Dalfsen #85 (Cherry)  
OV-3 Edge



Helsingborg #3638 (Alder)  
OV-3 Edge



Cope & Stick Recessed Panel



Ashton #3 (Cherry)  
OV-1 Edge



Ashton #3 (Paint Grade)  
OV-3 Edge



Messina #81 (White Oak)  
OV-13 Edge



Messina #81 (Paint Grade)  
OV-3 Edge



Dresden #8 (Maple)  
OV-1 Edge



Novara #14 (Hickory/Pecan)  
OV-13 Edge



Kaprun #20 (Alder)  
OV-13 Edge



Anzio #82 (Red Oak)  
OV-2 Edge



Corsica #83 (Alder)  
OV-1 Edge



Mondovi #84 (White Birch)  
OV-3 Edge



Cope & Stick Recessed Panel



Arlon #113 (Alder)  
OV-27 Edge



Olten #164 (Cherry)  
OV-26 Edge



Amalfi #107 (Maple)  
OV-3 Edge



Andorra #41 (Maple)  
OV-5 Edge



Treviso #215 (Alder)  
OV-3 Edge



Merrion #114 (Maple)  
OV-6 Edge



Selby #186 (Maple)  
OV-38 Edge




York #158 (Hickory/Pecan)  
OV-38 Edge



Apeldoorn #169 (Alder)  
OV-3 Edge



Caracal #101 (Cherry)  
OV-3 Edge



Balen #69 (Maple)  
OV-3 Edge



Chesham #103 (Red Oak)  
OV-3 Edge



Cope & Stick Recessed Panel



Alora #89 (Paint Grade)  
OV-3 Edge



Dusseldorf #129 (Hickory/Pecan)  
OV-3 Edge



Alora #89 (Red Birch)  
OV-2 Edge




Bolgrad #88 (Red Oak)  
OV-3 Edge



Munich #128 (Alder)  
OV-3 Edge



Pamplona #80 (Maple)  
OV-13 Edge



Odessa #98 (Cherry)  
OV-3 Edge



# Applied Moulding



Bonahaven #141  
with optional PNL-036 (Paint Grade)  
OV-3 Edge





# Applied Moulding

All styles in this section have moulding applied to the inside of the door frame. Included are both Cope and Stick and Mitered frames with solid and recessed panels. Because the mouldings compete for space inside the frame, it is important to consider the minimum size of Frame and Panel drawer fronts when choosing this option. It may be

necessary to substitute a recessed panel in lieu of a raised panel. This arrangement allows the end user more flexibility in overall drawer height and more options when choosing handles or knobs. Standard solid drawer fronts may alleviate most of these issues if the design element meets your criteria.



Colmar #92 (Maple)  
Frame and Panel drawer fronts on top with Grovane #91 (Maple)  
Frame and Panel drawer fronts below. OV-1 Edge



Mazzarino #165 (Paint Grade)  
Slab drawer fronts with Applied Perimeter Moulding on top  
with Frame and Panel drawer fronts below. OV-3 Edge



Standard Solid



Slab with Applied Reveal Moulding



Slab with Applied Perimeter Moulding



Frame and Panel Recessed



Frame and Panel Raised



# Applied Moulding



Bonahaven #141 (Beech)  
OV-13 Edge



Bronderslev #157 (Alder)  
OV-3 Edge



Salerno #161 (Knotty Alder)  
OV-3 Edge



Bowmore #160 (Maple)  
OV-13 Edge



Lacapelle #145 (Cherry)  
OV-1 Edge



Port Ellen #150 (Cherry)  
OV-1 Edge



Port Charolett #140 (White Oak)  
OV-1 Edge



Skagen #159 (Red Oak)  
OV-3 Edge



Nocera #162 (Red Oak)  
OV-3 Edge



Bonahaven #141 with optional  
PNL-022 and AM-032 (Paint Grade)  
OV-3 edge





Port Ellen #150 (Paint Grade)  
OV-12 Edge



# Applied Moulding



Mazarino #165 (Hickory/Pecan)  
OV-3 Edge



Leningrad #193 (Cherry)  
OV-3 Edge



Bridgend #200 (Cherry)  
Inherent Edge



Randazzo #180 (Walnut)  
Inherent Edge



Helsinki #170 (White Birch)  
OV-3 Edge



Port Talbot #201 (Cherry)  
Inherent Edge



Mazarino #165 (Paint Grade)  
OV-3 Edge





Brunstatt #142 (Cherry)  
Inherent Edge



Tenneville #194 (Alder)  
OV-3 Edge



Murcia #191 (Red Oak)  
Inherent Edge



Grovane #91 (Cherry)  
OV-3 Edge



Florence #93 (Alder)  
OV-3 Edge



Willbrook #108 (Red Oak)  
Inherent Edge



Mulhouse #143 (Maple)  
Inherent Edge



Nadrin #195 (Alder)  
OV-3 Edge



Almeria #192 (Red Oak)  
Inherent Edge



Colmar #92 (Maple)  
OV-3 Edge



Prato #94 (Red Oak)  
OV-3 Edge



Milltown #109 (Cherry)  
Inherent Edge



# Mitered Raised Panel



Cortina #130 (Paint Grade)  
Offenbach #136 (Paint Grade)  
Inherent Edge





# Mitered Raised Panel

Mitered frame raised panel doors offer many elegant design possibilities. In choosing a frame and panel drawer front option, careful consideration of hardware placement and height restrictions should be taken into account. Consider using a recessed panel alternative if height restrictions become a concern. Some of the kitchen examples show this

design element. Routed and standard drawer fronts are also available, allowing more flexibility in drawer height. Certain styles however, have an inherent edge detail that cannot be reproduced on a solid slab drawer front to make an effective match. The best option in these cases would be a frame and panel front.



*Cortina #130 (Paint Grade)  
Frame and Panel drawer fronts  
Inherent Edge*



*Marbella #154 (Paint Grade) Frame and Panel drawer fronts on top  
with Gibraltar #153 (Paint Grade) Frame and Panel drawer fronts below.  
Inherent Edge*



Standard Solid



Standard Routed  
(C-202 shown)



Frame and Panel Recessed



Frame and Panel Raised



Mitered Raised Panel



Cortina #130 (Maple)  
Inherent Edge



Verona #50 (Maple)  
OV-2 Edge



Manchester #48 (Walnut)  
OV-1 Edge



Brons #146 (Red Oak)  
OV-3 Edge



Marsala #51 (Knotty Alder)  
OV-1 Edge



Rheims #52 (Cherry)  
OV-8 Edge



Cortina #130 (Cherry)  
Inherent Edge



Mitered Raised Panel



Milford #56 (Cherry)  
Inherent Edge



Bristol #57 (White Oak)  
Inherent Edge



Bergamo #149 (Alder)  
Inherent Edge



Coventry #43 (Cherry)  
Inherent Edge



Augsburg #45 (Maple)  
Inherent Edge



Bremen #46 (Alder)  
Inherent Edge



Cardigan #53 (Alder)  
OV-3 Edge



Dorset #58 (White Birch)  
Inherent Edge



Preston #55 (Red Oak)  
Inherent Edge



Ordino #126 (Cherry)  
Inherent Edge



Bradford #47 (Red Oak)  
Inherent Edge



Dublin #134 (Alder)  
OV-43 Edge



Mitered Raised Panel



Gibraltar #153 (Paint Grade)  
Inherent Edge



Barentan #166 (Maple)  
OV-3 Edge



Monte Carlo #151 (Knotty Alder)  
Inherent Edge



Almada #138 (Knotty Alder)  
Inherent Edge



Lubeck #63 (Walnut)  
OV-3 Edge



Aberdeen #118 (Cherry)  
OV-3 Edge



Sutton #135 (Cherry)  
OV-43 Edge



Gibraltar #153 (Alder)  
Inherent Edge



Granada #116 (Beech)  
OV-39 Edge



# Mitered Recessed Panel



Porto #188 (Alder)  
OV-1 Edge





# Mitered Recessed Panel

Mitered frame recessed panel doors use the same frame as a mitered raised panel door, but with standard 1/4" veneered plywood as the panel insert. We often get requests for an optional solid wood recessed panel in lieu of the standard 1/4" material. In this case, we glue up solid wood panels that are approximately 3/8" thick. Both the standard 1/4" panel

and optional solid wood recessed panel look identical from the front. The only visual difference is the panel thickness that is taken up on the back side of the door. The solid option also makes for an easier attachment to a drawer box by eliminating the need to fill the space between the panel and the frame.



Offenbach #136 (Paint Grade)  
Frame and Panel Drawer Fronts  
Inherent Edge



Camaret #167 (Paint Grade)  
Frame and Panel Drawer Fronts  
OV-3 Edge



Standard Solid



Standard Routed  
(C-201 shown)



Frame and Panel Recessed



Mitered Recessed Panel



Canterbury #49 (Maple)  
OV-8 Edge



Porto #188 (Beech)  
OV-3 Edge



Offenbach #136 (Red Birch)  
Inherent Edge



Canillo #127 (Maple)  
Inherent Edge



Potsdam #125 (Cherry)  
Inherent Edge



Presaro #148 (Red Birch)  
Inherent Edge



Camaret #167 (Beech)  
OV-3 Edge



Reinfeld #64 (Maple)  
OV-3 Edge



Tuftlund #147 (Beech)  
OV-3 Edge



Pasila #214 (Alder)  
OV-3 Edge



Dorchester #44 (Red Birch)  
Inherent Edge



Galloway #119 (White Oak)  
OV-3 Edge



Mitered Recessed Panel



Newbury #54 (Red Oak)  
Inherent Edge



Del Monte #121 (Cherry)  
OV-3 Edge



Montreux #120 (Alder)  
OV-2 Edge



Monaco #152 (Walnut)  
Inherent Edge



Marbella #154 (Maple)  
Inherent Edge



Cordoba #117 (Red Oak)  
OV-39 Edge



Savona #123 (Maple)  
OV-43 Edge



Verdun #124 (White Birch)  
OV-1 Edge



Wexford #155 (Knotty Pine)  
OV-3 Edge



Leuven #133 (Alder)  
Inherent Edge



Lisbon #139 (White Oak)  
Inherent Edge



Sondrio #122 (Beech)  
OV-13 Edge



# Rigid Thermo Foil



2710 (Italian Wenge)  
with Optional 3" Frame and Horizontal Grain  
OV-3 Edge







2710 with optional 3" frame and horizontal grain (Italian Wenge)  
Standard solid drawer fronts on top with doors used as fronts below.  
OV-3 Edge




1210 MDF (Paint Grade)  
Standard solid drawer fronts on top with doors used as drawer fronts below.  
OV-1 Edge




Standard Solid



Square Corner Recessed



Round Corner Raised



Square Corner Raised



Applied Moulding

# Rigid Thermo Foil

Rigid thermo foil (RTF) is a vinyl product developed as an alternative to paint and solid wood finishes. The material is thermo-fused over CNC routed medium density fiberboard (MDF) with a melamine back. RTF products do not chip or flake, are uniform in color with no harmful emissions and are easy to clean. The same CNC routed product is offered in raw MDF for painting purposes and with a few exceptions, can be made as a radius door. Always make your vinyl color choice from a sample, as the photographed examples may vary slightly from the true color.

The drawer front options with rigid thermo foil door styles essentially duplicate the choices available in wood. All raised panel styles, whether square or rounded corners, offer a matching routed front that shares the same inside edge and panel detail to appear to be a frame and panel drawer front. When height restrictions become a challenge, a recessed panel front or standard slab front can be utilized.



# Rigid Thermo Foil Square Corner Raised

Square corner doors more closely resemble a cope & stick wood door. The reference is to where the inside details of the frame connect at the corner resulting in a realistic look. The 1410 and 1610 series closely resemble the traditional cope and stick Corleone and Liverpool doors, for example. The various selections available offer many choices and design elements as an alternative to solid wood doors.




1101 (Mocha)  
OV-12 Edge



1102 (Santa Monica Maple)  
OV-3 Edge



1103 (Oak Melinga Grey)  
OV-2 Edge



1010 (Bamboo)  
OV-12 Edge



1020 (Talas Cherry)  
OV-1 Edge



1030 (Sculpted Wenge)  
OV-3 Edge



1110 (Satin White)  
OV-12 Edge



1120 (Almond)  
OV-12 Edge



1130 (Ash White)  
OV-12 Edge



*Rigid Thermo Foil Square Corner Raised*



1210 (Cascade White)  
OV-1 Edge

1220 (Fashion Grey)  
OV-1 Edge

1230 (Super Matte Siena)  
OV-1 Edge


1310 (High Gloss White)  
OV-12 Edge

1320 (Super Matte Gauntlet Grey)  
OV-12 Edge

1330 (Snow White)  
OV-12 Edge



1210 (Mahogany Impressions)  
OV-1 Edge



1410 (Candlelight)  
OV-3 Edge

1420 (Tawney Port)  
OV-3 Edge

1430 (Bamboo)  
OV-3 Edge



Rigid Thermo Foil Square Corner Raised



1401 (Super Matte Umbra)  
OV-3 Edge



1412 (Super Matte Black)  
OV-6 Edge



1413 (Rustic Cherry)  
OV-8 Edge




1601 (Candlelight)  
OV-1 Edge



1612 (Super Matte Sinea)  
OV-3 Edge



1613 (Super Matte Black)  
OV-12 Edge




1510 (Rustic Cherry)  
OV-26 Edge




1520 (Snow White)  
OV-26 Edge



1530 (Summer Flame)  
OV-26 Edge



1610 (Portuna 2)  
OV-12 Edge



1620 (Alpine White)  
OV-12 Edge




1630 (Driftwood 2)  
OV-12 Edge



Rigid Thermo Foil Square Corner Raised



1710 (Talas Cherry)  
OV-13 Edge



1720 (Semi Gloss White)  
OV-2 Edge



1730 (Mocha)  
OV-12 Edge



6500 (Wild Cherry)  
OV-43 Edge



6700 (Antique White)  
OV-12 Edge



7100 (Alpine White)  
OV-12 Edge




1810 (Sculpted Wenge)  
OV-3 Edge



1820 (Santa Monica Maple)  
OV-1 Edge




1830 (Oak Melinga Grey)  
OV-12 Edge



7610 (Chocolate Pear)  
OV-12 Edge



7620 (Cascade White)  
OV-12 Edge



7630 (Hard Rock Maple)  
OV-12 Edge




*Rigid Thermo Foil Square Corner Raised*



7710 (Brighton Walnut)  
OV-12 Edge



7720 (Italian Wenge)  
OV-12 Edge



7730 (Bamboo)  
OV-12 Edge



7910 (Driftwood 2)  
OV-12 Edge



7920 (Portuna 2)  
OV-1 Edge



7930 (Frosty White)  
OV-1 Edge



7810 (Santa Monica Maple)  
OV-12 Edge




7820 (Brushed Steel)  
OV-12 Edge




7830 (Mahogany Impressions)  
OV-12 Edge



7915 (Brighton Walnut)  
OV-1 Edge



7925 (Bamboo)  
OV-1 Edge




7935 (Italian Wenge)  
OV-1 Edge



# Rigid Thermo Foil Square Corner Recessed


The square corner recessed section has the same frame designs as the square corner raised but the center is machined to resemble a 1/4" recessed panel look. These have corresponding elements similar to cope and stick 1/4" panel styles. Examples of this would be the 1415 and 1615 series and their likeness to the Messina and Ashton doors respectively.



1415 (Italian Wenge)  
OV-3 Edge



1425 (Santa Monica Maple)  
OV-3 Edge




1435 (Chocolate Pear)  
OV-3 Edge




1215 (Brushed Steel)  
OV-3 Edge



1225 (Bamboo)  
OV-3 Edge



1235 (Windsor Mahogany)  
OV-3 Edge



1615 (Alpine White)  
OV-12 Edge




1625 (Super Matte Gauntlet)  
OV-12 Edge



1635 (Driftwood 2)  
OV-12 Edge




*Rigid Thermo Foil Square Corner Recessed*



2610 (Snow White)  
OV-3 Edge



2620 (Santa Monica Maple)  
OV-3 Edge



2630 (Mahogany Impressions)  
OV-3 Edge




2677 (Santa Monica Maple)  
OV-3 Edge



2705 (Cascade White)  
OV-3 Edge




2777 (Mahogany Impressions)  
OV-3 Edge



2710 (Mission White)  
OV-3 Edge



2720 (Super Matte Umbra)  
OV-3 Edge



2730 (Brighton Walnut)  
OV-3 Edge



2800 (Chocolate Pear)  
OV-3 Edge



2900 (Mission White)  
OV-3 Edge



2977 (Santa Monica Maple)  
OV-3 Edge




# Rigid Thermo Foil Applied Moulding


All styles in this section have a moulding applied prior to thermo-foiling. Because the mouldings take up extra space, it is important to consider the minimum size of the routed drawer front. Please keep this in mind when choosing a handle or knob



4802 (Rustic Cherry)  
OV-3 Edge



4803 (Chocolate Pear)  
OV-3 Edge



4804 (Cascade White)  
OV-3 Edge



1505 (Brushed Steel)  
OV-3 Edge



4800 (Candlelight)  
OV-3 Edge



4801 (Summer Flame)  
OV-3 Edge



4805 (Portuna 2)  
OV-3 Edge



4807 (Bamboo)  
OV-3 Edge



4808 (Santa Monica Maple)  
OV-3 Edge



Rigid Thermo Foil Round Corner Raised

Most design elements shown in the square corner section are represented here as well. The major difference is an obvious radius at the inside corner of the frame. Many new styles are also available that are unique to this section. Examples of this are the 3300 and 4100 series. These are created using a router bit design that lends itself to a single pass.



2210 (Candlelight)  
OV-12 Edge



2220 (Wild Cherry)  
OV-12 Edge



2230 (Coco Noche)  
OV-12 Edge



2110 (Ash White)  
OV-1 Edge



2120 (Frosty White)  
OV-1 Edge



2130 (Cascade White)  
OV-1 Edge



2310 (White Wash Maple)  
OV-1 Edge




2320 (Satin White)  
OV-1 Edge



2330 (Summer Flame)  
OV-1 Edge



*Rigid Thermo Foil Round Corner Raised*



2410 (Snow White)  
OV-1 Edge


2420 (Coco Noche)  
OV-1 Edge

2430 (Antique White)  
OV-1 Edge

2516 (Santa Monica Maple)  
OV-12 Edge

2526 (Frosty White)  
OV-12 Edge

2536 (Cascade White)  
OV-12 Edge



2510 (Mission White)  
OV-12 Edge

2520 (Cascade White)  
OV-12 Edge

2530 (Almond)  
OV-12 Edge

3210 (Almond)  
OV-1 Edge

3220 (Alpine White)  
OV-1 Edge

3230 (Mission White)  
OV-1 Edge



*Rigid Thermo Foil Round Corner Raised*



3213 (Talas Cherry)  
OV-12 Edge



3223 (Semi Gloss White)  
OV-2 Edge



3233 (Mocha)  
OV-1 Edge



4110 (Snow White)  
OV-3 Edge



4120 (High Gloss White)  
OV-3 Edge



4130 (Satin White)  
OV-3 Edge



3310 (Portuna 2)  
OV-1 Edge



3320 (Almond)  
OV-1 Edge



3330 (Fashion Grey)  
OV-1 Edge



4310 (Cascade White)  
OV-1 Edge



4320 (Mission White)  
OV-1 Edge



4330 (Frosty White)  
OV-1 Edge



# Rigid Thermo Foil Contemporary

Thermofoil doors work well in any contemporary design setting because of the ever growing broad selection of textured wood grain patterns and high gloss colors, and because the vinyl wrapping process on flat slab thermofoil doors creates a seamless edge. You will always have clean lines and a durable finish that represents today's contemporary style.



6100 (Driftwood 2)  
OV-3 Edge



6750 (Hardrock Maple)  
OV-3 Edge



6800 (Dorato Oak Grey)  
OV-68 Edge



7150 (Dorato Oak Brown)  
OV-3 Edge



6100 (Arctic Ribbon)  
OV-3 Edge



# Edgebanded Doors



*Edgebanded Acrylic  
(High Gloss Arctic White)  
OV-40 Edge*



# Edgebanded Wood Veneer

Edgebanded genuine wood veneer doors offer not only an ultra-modern designer look, but are also a sensible and superior alternative to solid wood slabs which are dimensionally unstable and prone to warping.

Material choices are many; including domestics, exotics, and reconstituted veneers – all from environmentally conscious sources. Continuous book and/or bank grain match is available in both vertical and horizontal orientations.

Whether you prefer a wide solid wood band, or the more discreet edgeband veneer, these doors present a high quality option.



*Alborg #96 (Maple)  
3/4" Edgebanded Veneer  
with 3/8" Radius Corners  
OV-3 Edge*



*Oslo #95 (Red Oak)  
3/4" Edgebanded Veneer  
OV-2 Edge*



*Salon #203 (Walnut)  
1/8" Edgebanded Veneer  
OV-6 Edge*



*Toulouse #204 (Alder)  
1/64" Edgebanded Veneer  
OV-40 Edge*






*Toulouse #204 (Walnut)  
Book and Bank Match Horizontal Grain  
OV-40 Edge*



# Edgebanded Textured Melamine

Often referred to as Thermally Fused or Thermo Structured melamine, this surface not only appears to be real wood, but also feels like wood to the touch. The three dimensional, multi-sensory aspect creates one of the more appealing new mediums to work with. This material is available as a flat slab door or architectural panel, and fits perfectly into today's modern, clean designs. Continuous book and/or bank grain matching is available in both vertical and horizontal orientations.

These materials are part of a dynamic fluid market. Availability of colors and patterns is subject to frequent change.



Edgebanded Textured Melamine  
(Dark Rustic #4)  
OV-40 Edge





Edgebanded Acrylic and Polyester



Edgebanded Polyester (Blanco)  
OV-40 Edge

Acrylic and polyester surfaces produce a flat, glass-like finish. These materials are available in many modern and elegant combinations for kitchens, baths, and other interior spaces. Whether you prefer a high gloss or matte finish, this is a superior choice for creating today's fresh new contemporary style.

These materials are part of a dynamic fluid market. Availability of colors and patterns is subject to frequent change.





# Dovetail Drawer Boxes



*9-ply Baltic Birch Dovetail drawer boxes  
with optional flat wood grain top*



# Dovetail Drawer Boxes

All of our dovetail drawer boxes are constructed using a half blind dovetail joint with a 3/8" bottom that is glued internally around the entire perimeter of the box. This attractive construction method also results in a very strong box that if given the proper care and handling will last a lifetime. Plywood material selections include unfinished or prefinished Baltic birch with either a clear

bullnose or a flat wood grain top edge treatment. 1/2" or 5/8" solid wood material options include all species that are offered in our door line in addition to Aromatic Cedar and Curly Maple. Choose between a matching plywood or white melamine for the bottom material. Our solid wood drawer boxes can be ordered either unfinished or with a clear finish.



1/2" Baltic Birch Plywood with Bullnosed Top Edge



1/2" Solid Wood Drawer Box (Natural Maple)



5/8" Solid Wood Drawer Box with Bullnosed Top Edge (Cherry)



Standard 3/8" Bottom

## Design Features



Clear Bullnose



Flat Wood Grain



Laser Logo Engraving



Notch and Drill for Self-Closing Undermount Slides



Blum #1901



Salice - 6 Way



Dynapro



# Dovetail Drawer Boxes



*Scoop A*



*Scoop B*



*Solid Lipped Fronts*



*File Drawers*



*Dividers and  
Drawer within-a-drawer*



*Angled Sloped Side*



*Trash Pull-outs*



*Notched and  
U-Shaped Drawers*



*Spice Rack Pull-out  
with Adjustable Tray*



*Half-angled Sloped Side*



*Spice Pull-out*



*Convex Front Dovetail Boxes*



*Lazy Susan Dovetail Boxes*



*Scalloped Sloped Side*



Specialty Doors and Custom Millwork





# Specialty Doors and Custom Millwork


We have long appreciated the challenges our customers have brought to our specialty department and we continually welcome new ones. A fraction of the custom products we have the capacity to make are on display. Some were designed in house, but most were customer requests. Our strong background in CNC programming and machining provides both the accuracy and safety to perform difficult and delicate operations. The boundaries of our manufacturing capabilities are only limited by your imagination.



Corleone #71 (Alder)  
5 LITE-P1  
OV-3 Edge



Liverpool #1 (Alder)  
4 LITE-P1  
OV-6 Edge



Coventry #43 (Maple)  
Custom X Lites  
Inherent Edge



Liverpool #1 (Alder)  
Custom 7 Lites with Center Emerald  
OV-3 Edge




Ashton #3 (Alder)  
Custom Plant-on Mullions over Plywood Panel  
OV-3 Edge



1210 MDF (Paint Grade)  
Glass Doors: 12 Lite P-1  
OV-1 Edge





Verdun #124 (Red Birch)  
13 LITE P-1  
OV-3 Edge



Custom Designed 1 3/8" Thick Door (Alder)  
Custom 10 Lite Mullion Configuration  
OV-40 Edge



Bronderslev #157 (Alder)  
12 LITE-P1  
OV-3 Edge



Corleone #71 (Paint Grade)  
Custom 8 Lites with Center Oval  
OV-3 Edge




Kiev #86 (Walnut)  
7 LITE-P6  
OV-7 Edge



Alora #89 (Alder)  
7 LITE-P5  
OV-3 Edge




Liverpool #1 (Paint Grade)  
4 LITE-P1  
OV-3 Edge



Corleone #71 (Paint Grade)  
4 LITE-P2  
OV-25 Edge



Specialty Doors and Custom Millwork



Curved Crown Moulding (Cherry)



Convex Door with Custom Arch and Custom French Diamond Panel (Alder)  
OV-13 Edge



"S" Curve for Custom Furniture Piece (Alder)



1430 - Convex 6 Lite Glass  
MDF (Painted White)  
OV-13 Edge



1430 - Concave  
MDF (Painted White)  
OV-3 Edge




Custom Convex X-Ring Recessed  
MDF (Painted White)  
OV-3 Edge



Dusseldorf #129 (Cherry)  
Convex Radius Wainscot Panel



Specialty Doors and Custom Millwork



Dresden # 8 (Red Oak)  
French Pair Glass Doors  
OV-1 Edge




Ashton #3 (Maple)  
with Custom Full 180° radius  
arches on top and bottom  
OV-12 edge



Malaga #79 (Alder)  
with Special 1/2 Circle Arch  
OV-3 Edge



Liverpool #1 (Hickory/Pecan)  
French Pair with Custom Arch  
OV-1 Edge



Canillo #127 (Maple)  
Mitered Arched-top French Pair  
Inherent Edge



Nottingham #23 (Alder)  
Continuous arch over four doors  
OV-13 Edge



Alora #89 (Paint Grade)  
Arched-top French Pair  
OV-3 Edge





Helsingborg #6638 (Red Oak)  
w/ Walnut Square Peg Inserts  
OV-3 Edge



Genoa #11 Wainscot (Red Oak)  
OV-3 Edge



Custom CNC Routed  
Fluting with Rosettes (Red Oak)



Verona #50 Angle Door (Cherry)  
OV-3 Edge




Custom Pyramid Panel Door (Lyptus)  
OV-3 Edge



Custom Valance with Nottingham #23 Details (Alder)  
OV-3 Edge

The Carved design options shown are the most sought after patterns and locations. All of our carving is done in house allowing for custom placement, scaling, rotation, even wrapping around a curve. Your unique designs will also be considered. Notice that frame corner placement is done on mitered doors only with a 3" minimum frame width and has a soft border. Layered, chiseled and soft border options can be used for drawer fronts, panel and custom placement. Always consider hinge and other hardware locations when ordering carved products.



Bowmore #160 (Alder)  
with Linen Fold Panel



Oak Leaf Accent with the Soft Border (Cherry)



Grape Accent with the Chiseled Border (Alder)



Native American Accent  
with the Layered Border (Alder)



Cortina 3" with Native American Accented Frame (Maple)



Copenhagen 3" Mitered with Grape Accented Frame (Alder)



Coventry with Grape Accented Panel (Red Birch)

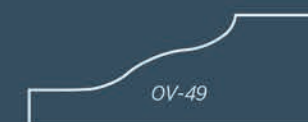




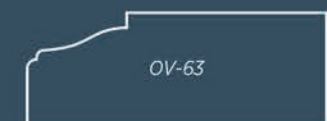

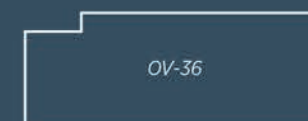
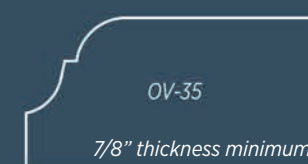


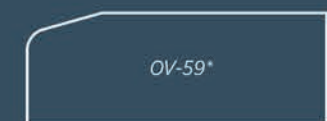
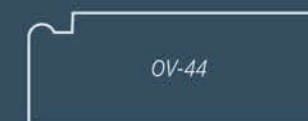


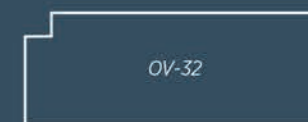
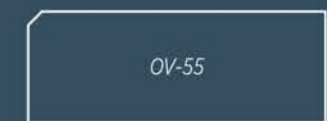
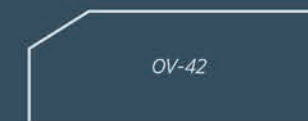


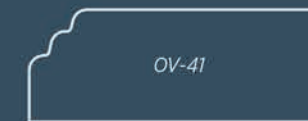





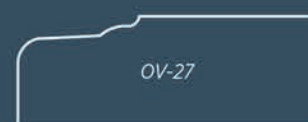







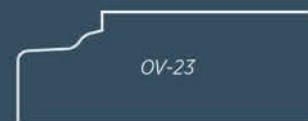





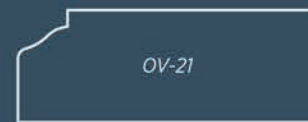







Aberdeen with Oak Leaf Accented Panel (White Oak)



These two pages show our most popular edge details. The majority of these details are available in a fingerpull or lipped edge which applies to the back of the door and will not affect the face detail. Throughout the book you may

have noticed several doors listed as inherent edge. These door styles are only available with their unique edge detail, with fingerpull as the only option.





Door	Page	Door	Page	Door	Page	Door	Page	Door	Page	Door	Page	Door	Page	Door	Page
Aberdeen #118	50	Cordoba #117	59	Leuven #133	59	Oxford #156	12	Verona #50	46	1610	69	2720	76	7630	71
Alborg #96	90	Corleone #71	10	Lindsberg #420	12	Palermo #28	7	Wexford #155	58	1612	69	2730	76	7710	72
Almada #138	51	Corsica #83	25	Lisbon #139	59	Pamplona #80	29	Willbrook #108	41	1613	69	2777	77	7720	72
Almeria #192	40	Cortina #130	46	Liverpool #1	6	Pasila #214	57	Windesheim #199	23	1615	75	2800	77	7730	72
Alora #89	29	Coventry #43	49	Lubeck #63	51	Pechora #111	14	Wohlen #163	13	1620	69	2900	77	7810	72
Amalfi #107	26	Dalfsen #85	23	Luxembourg #112	12	Port Charolett #140	34	York #158	26	1625	75	2977	77	7820	72
Andorra #41	27	Danzig #31	7	Malaga #79	14	Port Ellen #150	35	1010	64	1630	69	3210	83	7830	72
Anzio #82	25	Del Monte #121	58	Malmo #67	22	Port Talbot #201	38	1020	64	1635	75	3213	84	7910	73
Apeldoorn #169	26	Dorchester #44	57	Manchester #48	46	Porto #188	56	1030	64	1710	70	3220	83	7915	73
Arlon #113	26	Dorset #58	48	Mannheim #25	7	Positano #106	13	1101	65	1720	70	3223	84	7920	73
Ashton #3	24	Dresden #8	24	Marbella #154	59	Potsdam #125	57	1102	65	1730	70	3230	83	7925	73
Augsburg #45	49	Dublin #134	49	Marsala #51	46	Prato #94	41	1103	65	1810	70	3233	84	7930	73
Balen #69	27	Dusseldorf #129	29	Matzen #78	11	Presaro #148	57	1110	65	1820	70	3310	84	7935	73
Ballinteer #65	17	Elba #73	10	Mazara #105	8	Preston #55	48	1120	65	1830	70	3320	84		
Barentan #166	50	Florence #93	41	Mazzarino #165	38	Randazzo #180	38	1130	65	2110	80	3330	84		
Bergamo #149	48	Galloway #119	57	Merrion #114	27	Reinfeld #64	56	1210	66	2120	80	4110	85		
Bolgrad #88	29	Gelderland #168	8	Messina #81	25	Rheims #52	46	1215	74	2130	80	4120	85		
Bonahaven #141	34	Genoa #11	6	Millford #56	48	Rotterdam #37	22	1220	66	2210	81	4130	85		
Bowmore #160	35	Gibraltar #153	51	Milltown #109	41	Salerno #161	34	1225	74	2220	81	4310	85		
Bradford #47	49	Glinde #213	22	Monaco #152	59	Salon #203	90	1230	66	2230	81	4320	85		
Bremen #46	49	Granada #116	51	Mondovi #84	25	Salzburg #17	6	1235	74	2310	81	4330	85		
Bridgend #200	38	Granville #185	17	Monte Carlo #151	51	San Sebastian #90	14	1310	67	2320	81	4800	78		
Bristol #57	48	Grovane #91	41	Montreux #120	58	Savona #123	58	1320	67	2330	81	4801	78		
Bronderslev #157	34	Grenoble #38	8	Mulhouse #143	40	Selby #186	26	1330	67	2410	82	4802	79		
Brons #146	46	Hallstatt #77	11	Munich #128	29	Skagen #159	34	1401	68	2420	82	4803	79		
Brunstatt #142	40	Hanover #62	13	Murcia #191	40	Sondrio #122	59	1410	67	2430	82	4804	79		
Camaret #167	56	Heidelberg #5	6	Nadrin #195	40	St. Anton #76	11	1412	68	2510	82	4805	79		
Cambridge #100	12	Helsingborg #6638	22	Napoli #72	10	St. Gallan #110	14	1413	68	2516	83	4807	79		
Canillo #127	57	Helsinki #170	38	New Amsterdam #40	17	Stockholm #42	12	1415	75	2520	82	4808	79		
Canterbury #49	56	Hillerod #179	17	Newbury #54	58	Sutton #135	51	1420	67	2526	83	6100	86		
Caracal #101	27	Innsbruck #75	11	Nocera #162	34	Tenneville #194	40	1425	75	2530	82	6500	71		
Cardigan #53	48	Kaprun #20	24	Nottingham #23	7	Toulouse #204	90	1430	67	2536	83	6700	71		
Carentan #115	17	Keiv #86	14	Novara #14	24	Torbay #87	14	1435	75	2610	76	6750	86		
Casablanca #39	8	Kelham #104	8	Odessa #98	29	Torino #74	10	1505	78	2620	76	6800	86		
Chesham #103	27	Lacapelle #145	35	Offenbach #136	56	Trelleberg #68	22	1510	68	2630	76	7100	71		
Colmar #92	41	Leighton #59	12	Olten #164	26	Treviso #215	27	1520	68	2677	77	7150	86		
Constantina #99	8	Lendelin #187	17	Ordino #126	49	Tuftlund #147	56	1530	68	2705	77	7610	71		
Copenhagen #3638	22	Leningrad #193	38	Oslo #95	90	Verdun #124	58	1601	69	2710	76	7620	71		





*Drees Wood Products Inc.*

14003 Orange Avenue

Paramount, CA 90723

(562) 633-7337

(800) 794-6447

Fax (888) 833-1331

[www.DreesWoodProducts.com](http://www.DreesWoodProducts.com)



**FSC**  
[www.fsc.org](http://www.fsc.org)

FSC®-C010911

The mark of  
responsible forestry

Drees is a proud supplier of wood products made from FSC materials.

**Catalog: \$30.00**